

ERS CO₂ Lite

Description

ERS CO₂ Lite is a sensor for measuring the indoor environment. It is enclosed in a room sensor box and is designed to be wall mounted. ERS CO₂ Lite is completely wireless and powered by two 3.6V AA lithium batteries. Inside you will find internal sensors for measuring indoor CO₂ levels, temperature, and humidity.



Applications

- Indoor environment measuring
- Smart buildings
- Workplace management

Product features

- LoRaWAN Certified ^{CM}
- CO₂ sensor
- Temperature sensor
- Humidity sensor
- NFC for configuration
- Configuration over the air

Device Specifications

Mechanical specifications

Weight	80 g excluding batteries / 120 g including batteries
Dimensions	86 x 86 x 27 mm
Enclosure	Plastic, PC/ABS

Operating conditions

Temperature	0 to 40 °C
Humidity	0 to 85% RH (non-condensing)

Device Power Supply

Battery Type	2 x 3.6V AA Lithium Batteries
Expected Battery Life	<10 years (Depending on configurations and environment)

Device Logging Function

Sampling Interval	Configurable via NFC and downlink configuration
Data Upload Interval	Configurable via NFC and downlink configuration

Radio / Wireless	
Wireless Technology	LoRaWAN® 1.0.3
Wireless Security	LoRaWAN® End-to-End encryption (AES-CTR), Data Integrity Protection (AES-CMAC)
LoRaWAN Device Type	Class A/C (configurable) End-device
Supported LoRaWAN® features	OTAA, ABP, ADR, Adaptive Channel Setup
Supported LoRaWAN® regions	US902 – 928, EU863 – 870, AS923, AU915 – 928, KR920 – 923, RU864, IN865
Link Budget	137 dB (SF7) to 151 dB (SF12)
RF Transmit Power	14 dB / 20 dB (Region specific)

Data types			
Type value	Type	Data size	Comment
0x01	Temperature	2	-3276.5 °C → 3276.5 °C (Value of: 100 → 10.0 °C)
0x02	Humidity	1	0 – 100 %
0x06	CO ₂	2	0 – 2000 ppm (Extended: 0 – 10000 ppm)
0x07	VDD (Battery voltage)	2	0 – 65535 mV
0x3D	Debug information	4	Data depends on debug information
0x3E	Sensor settings	n	Sensor setting sent to server at startup (first package). Sent on Port+1.

Sensors

Temperature

Resolution: 0.1 °C

Accuracy: ±0.2 °C (See figure 1)

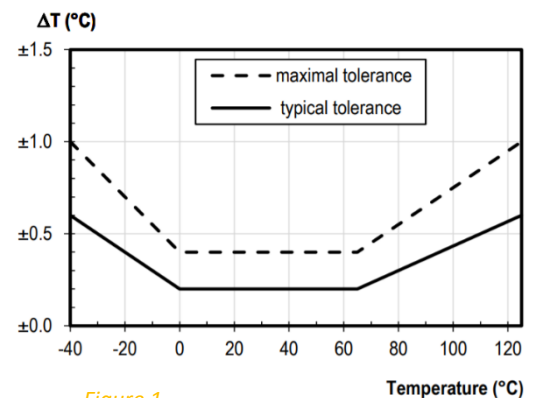


Figure 1

Humidity

Resolution: 0.1 % RH

Accuracy at 25 °C: ± 2 % RH (See figure 2)

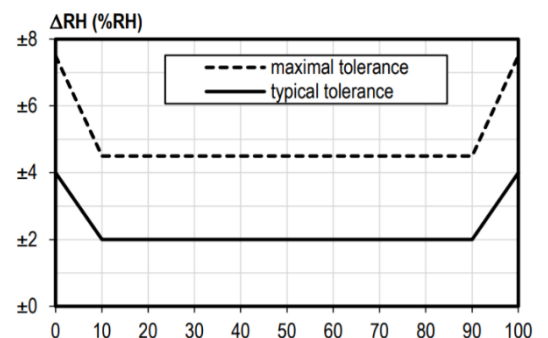


Figure 2

Accuracy of humidity over temperature: See figure 3

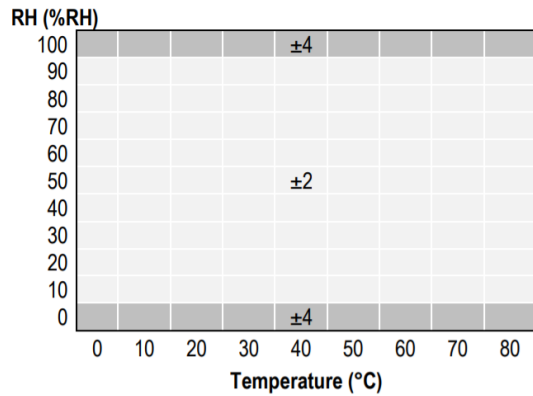


Figure 3

CO₂

- Range, calibrated: 0 – 2000 ppm
- Range, extended: 0 – 10000ppm
- Accuracy, calibrated: ± 50 ppm / ± 3% of reading
- Accuracy, extended: ± 10% of reading

Accuracy is met at 10 – 40°C, 0 – 60%RH, after minimum three (3) performed Automatic Baseline. Corrections, preferably spanning eight (8) days in-between, or a successful zero-calibration

Noise

- 14 ppm at 400 ppm
- 25 ppm at 1000 ppm

Note

The CO₂ sensor has an internal automatic calibration routine. This routine calibrates the sensor to set 400 ppm to the lowest value that has been read in the last period of approximately 8 days. This means that in an 8 day period, the sensor must be exposed to fresh (well ventilated) air at least once for the calibration to work. The sensor can also be manually calibrated. For further information, please read the Operating Manual.